


# Denarium user manual





The private key is located in the back of the security hologram, in both plaintext and QR-code formats.

# If you need to redeem the coin

Bitcoins are securely stored within the Denarium coin. To spend the bitcoins within you need to transfer them from the coin to a Bitcoin wallet. The transfer is made by opening the hologram sticker and importing the private key underneath to the wallet of your choice. Please note that an opened hologram sticker implies that the coin has been spent. The hologram sticker cannot be put back after opening so it should not be removed without the intent to spend the bitcoins.

1. Open the hologram.
2. The private key (which gives the rights to spend the bitcoins within) is shown in two formats: as a QR-code and as plain text.
3. Scan the QR-code with Bitcoin wallet software (such as Mycelium for android, and Breadwallet for iOS), or type the private key if you cannot scan the QR-code.

# Activation instructions

Prior to activation, be sure to examine your coins for any traces of tampering. These example images are that of a partially opened coin, and if you witness any of these marks on your coin, there is a good chance it might've been compromised.

In this case, **be sure to mark these coins as damaged**, and we will contact you as soon as possible.

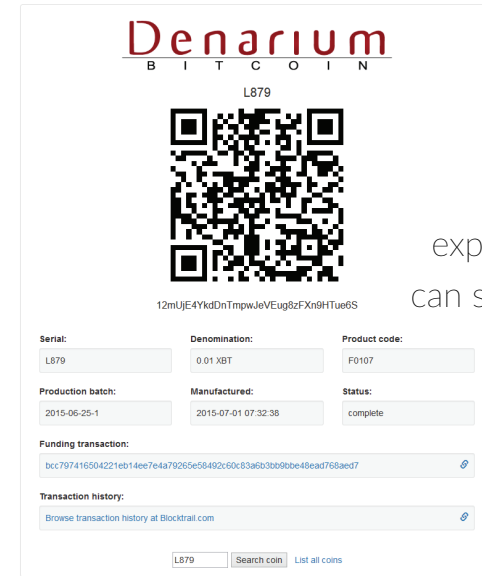



After checking the coins for tampering, head to <https://status.denarium.com/activate> to start the activation process. Fill in the activation code received by email and the shipment code from the activation card. If any of the coins were damaged, tampered or missing, please select the right status. Coins with a status of missing or damaged *will not be funded*.

Check the serial number of each coin, and verify them from the activation page. After you have verified all of the coins, you can complete the activation. If you ordered L-series coins they will be funded with bitcoins after the activation within 24 hours. For security reasons orders paid with a credit card have a longer funding delay of 7-15 days.

You can also leave feedback or suggestions for improvement for us at the activation page.





# Denarium Database

Denarium Database ([status.denarium.com/coin](http://status.denarium.com/coin)) allows you to explore the status of every Denarium Bitcoin ever produced. You can search coins with a serial number or with the first bits, located in the hologram window.

With a Bitcoin address it is possible to view the balance of a specific coin.